

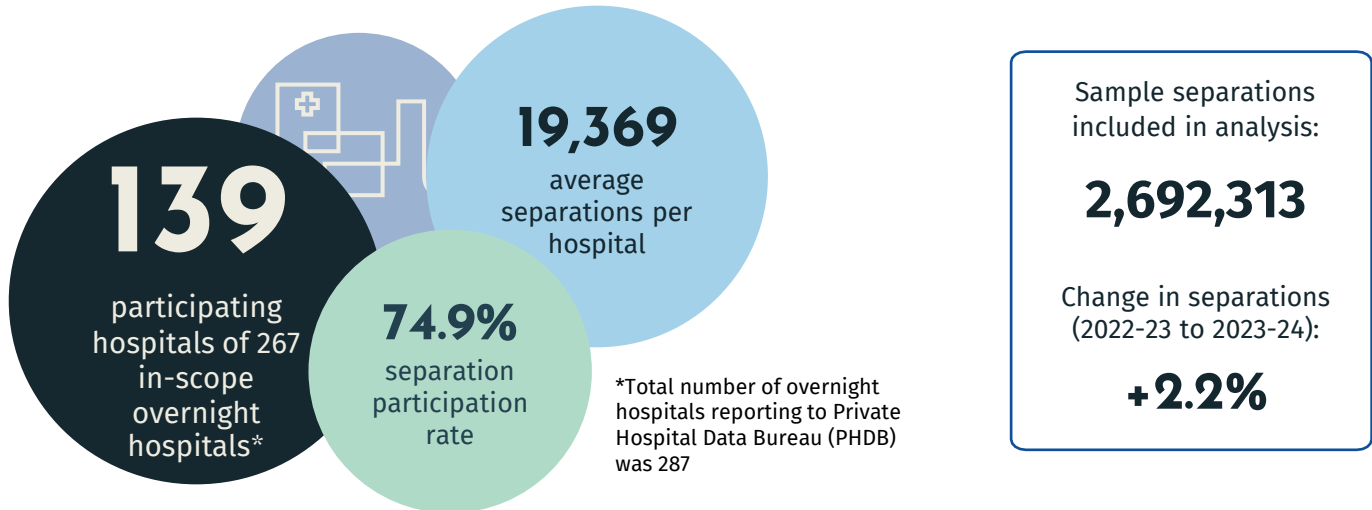
# NHCDC Private Sector 2023-24



This National Hospital Cost Data Collection (NHCDC) collected private hospital cost information for the 2023-24 financial year. The NHCDC Private Sector Report contains detailed summary tables of all reported figures.

Note that the scope of hospital activity included in the private sector, and the methodology for applying the market share and population adjustment, has changed since the previous report. Values from 2022-23 have been restated on this new basis to ensure they are comparable with 2023-24 figures. Further detail on this change is available in the [NHCDC Private Sector Report](#).

**Reporting period: 1 July 2023 - 30 June 2024 | AR-DRG Version: 12.0 | AN-SNAP Version: 5.0**

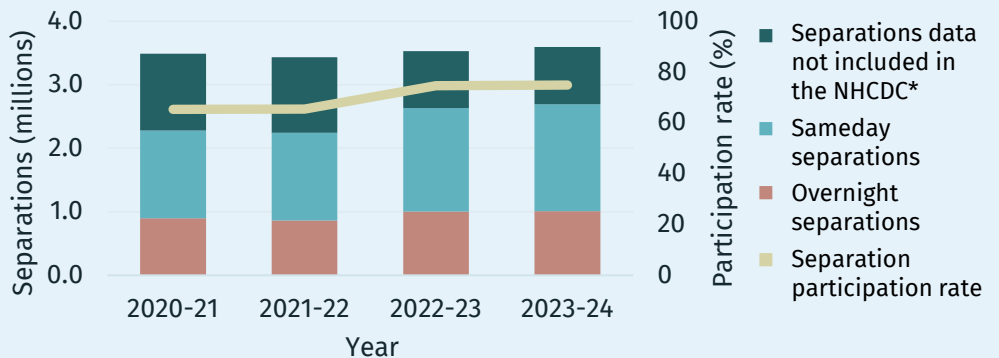


Acute average length of stay (ALOS):

**2.1 days**

This has remained stable between 2022-23 to 2023-24.

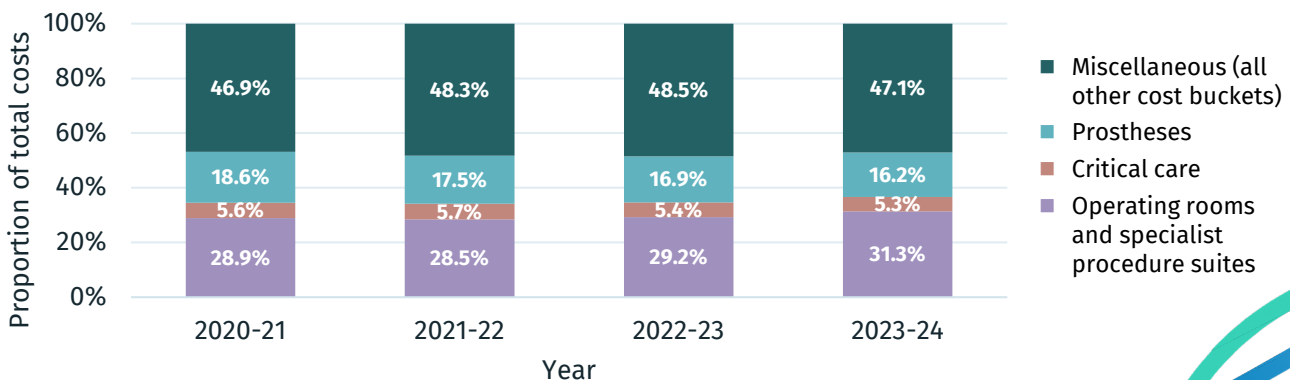
**Figure 1: Comparison of types of separations over a 4-year period**



\*Separations submitted to PHDB (not participating in NHCDC)

## Breakdown of costs by cost bucket group

**Figure 2: Distribution of costs across cost buckets over a 4-year period**



## MDC: Top 5 cost weighted separations

Rank	MDC	MDC description	Cost weight	No. of weighted seps	Cost weighted seps	ALOS
1	08	Diseases and disorders of the musculoskeletal system and connective tissue	2.04	491,147	1,001,940	2.7
2	05	Diseases and disorders of the circulatory system	2.27	210,536	477,917	3.1
3	06	Diseases and disorders of the digestive system	0.59	644,972	380,533	1.5
4	09	Diseases and disorders of the skin, subcutaneous tissue and breast	0.99	177,506	175,731	2.0
5	03	Diseases and disorders of the ear, nose, mouth and throat	0.73	240,398	175,491	1.2

## Top 5 AR-DRGs by volume

### Highest volume of population-adjusted separations

AR-DRGs with the highest number of population-adjusted weighted separations (most common separations)

Rank	AR-DRG	AR-DRG description	2022-23		2023-24		
			Cost weighted seps	No. of weighted seps	ALOS	Cost weighted seps	No. of weighted seps
1	R63Z	Pharmacotherapy for Neoplastic Disorders	53,222	<b>266,108</b>	1.0	52,836	<b>278,086</b>
2	G48B	Colonoscopy, Minor Complexity	60,200	<b>188,126</b>	1.0	66,667	<b>196,079</b>
3	G46B	Complex Endoscopy, Minor Complexity	54,800	<b>148,108</b>	1.0	61,376	<b>157,374</b>
4	L61Z	Haemodialysis	21,062	<b>150,440</b>	1.0	22,754	<b>151,690</b>
5	U60Z	Mental Health Treatment without ECT, Same-day	11,760	<b>106,913</b>	1.0	11,039	<b>100,356</b>

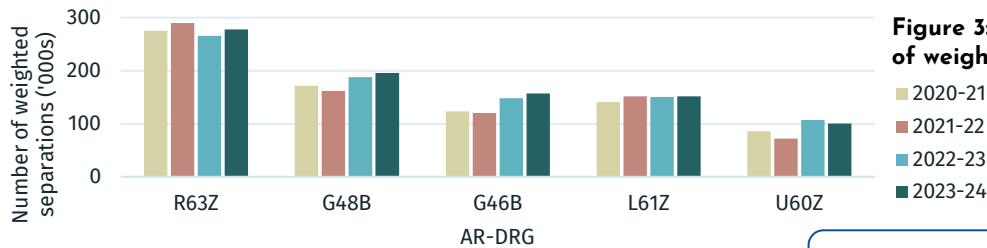


Figure 3: Top 5 AR-DRGs based on number of weighted separations over a 4-year period

## Highest volume of cost weighted separations

AR-DRGs where separations had highest collective cost (high volume separations with high cost)

Rank	AR-DRG	AR-DRG description	2022-23		2023-24		
			Cost weighted seps	No. of weighted seps	ALOS	Cost weighted seps	No. of weighted seps
1	I04B	Knee Replacement, Minor Complexity	<b>161,766</b>	42,347	3.9	<b>163,153</b>	44,215
2	I33B	Hip Replacement for Nontraumatic Condition, Minor Complexity	<b>123,225</b>	29,909	3.6	<b>121,344</b>	30,412
3	G48B	Colonoscopy, Minor Complexity	<b>60,200</b>	188,126	1.0	<b>66,667</b>	196,079
4	F24B	Interventional Coronary Procedures, Not Admitted for AMI, Minor Complexity	<b>58,172</b>	23,939	1.4	<b>65,187</b>	26,716
5	G46B	Complex Endoscopy, Minor Complexity	<b>54,800</b>	148,108	1.0	<b>61,376</b>	157,374

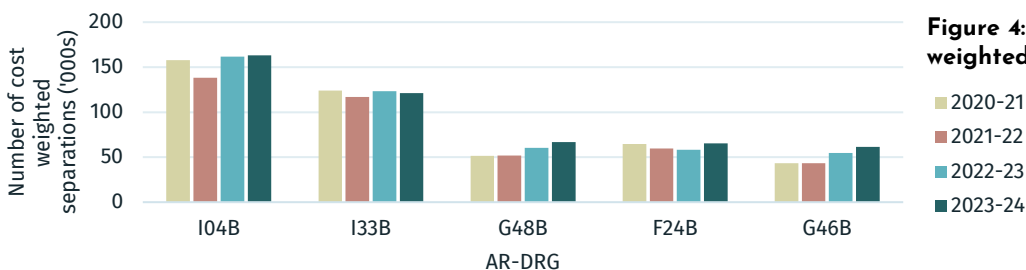



Figure 4: Top 5 AR-DRGs based on cost weighted separations over a 4-year period

## Further information

To learn more about the Independent Health and Aged Care Pricing Authority (IHACPA), get in touch with us via the details below.

(02) 8215 1100 enquiries.ihacpa@ihacpa.gov.au ihacpa.gov.au

Find us online to connect with us.

 Independent Health and Aged Care Pricing Authority

  @IHACPA