

Instructions

ICD-10-AM Fourth Edition has been produced by the National Centre for Classification in Health from a database to improve accuracy and consistency. Errata for Volumes 1–4 are produced from the same database. This has resulted in the change of format shown below. Each row represents an item/change to be made and contains the following information necessary to complete the errata item. Users of ICD-10-AM Fourth Edition eBook will receive e-mail messages that provide information about accessing update files.

Tabular/Index Entry The Tabular Entry (volume:block:code) or Index Entry (volume:main term:subterm) to which the errata item applies.

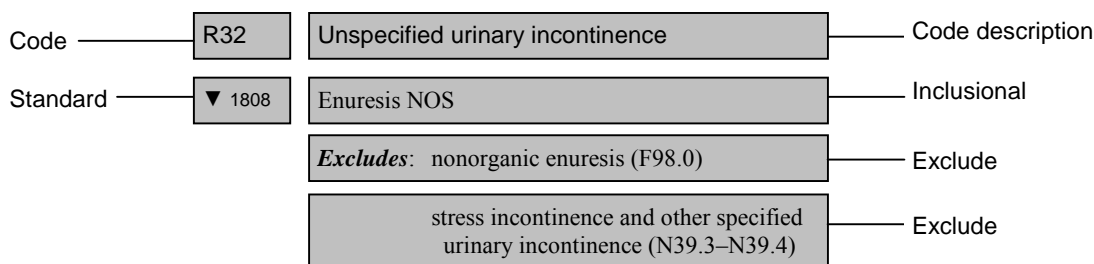
For example:

VOL1:R02	Volume 1, Code R02
VOL3:1886:34533-00	Volume 3, Block 1886, Code 34533-00
VOL4:Revision:device:urinary sphincter (artificial)	Volume 4, Revision - device - - urinary sphincter (artificial)

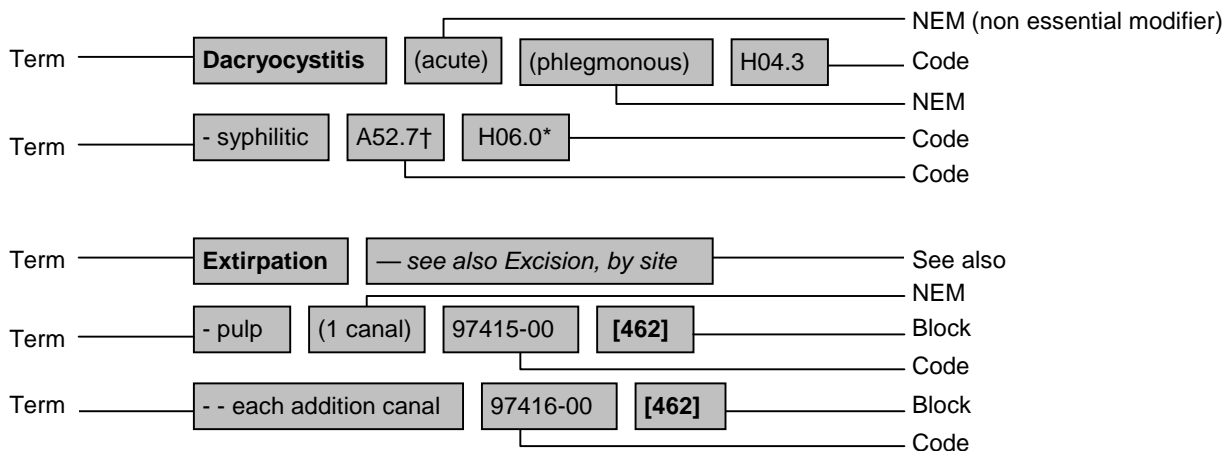
Note Type

The part of the Tabular or Index Entry to which the errata item applies. To use this errata, it is important to think of a Tabular Entry and an Index Entry as being composed of separate elements as shown in the examples below.

Tabular Entry



Index Entry



Instruction

Type of change to be made. For example:

Tabular/Index Entry	Note Type	Instruction	Existing Value	New Value
VOL2:Gangrene, gangrenous:with diabetes:and peripheral angiopathy	Term	Add		- - - and foot ulcer
VOL4:Revision:device:port, implantable vascular access	Term	Delete*	- - port, implantable vascular access	

indicates a term to be added at:
Gangrene
- with diabetes
- - and peripheral angiopathy
- - - and foot ulcer

indicates a term to be deleted at:
Revision
- device
- - port, implantable vascular access

A 'Delete' instruction followed by an asterisk () indicates that there are subterms to be deleted as a result of this deletion. In the example given above, subterms and notes to be consequently deleted are:

- - - for infusion of agents via catheter
- - - - central venous (CVC) 34530-00 [766]
- - - - spinal-39126-00 [56]
- - - - venous 34530-00 [766]

It should be assumed that if a Tabular 'Code' or an Index 'Term' is deleted, all its accompanying notes ('Code Description', 'Include', 'Exclude', 'NEM', 'Code', 'Block', 'See Also', etc) need to be deleted.

Existing Value

The text of the entry before the errata change. This field will be blank for an 'Add' instruction.

New Value

The text of the entry after the errata change. This field will be blank for a 'Delete' instruction.



Code or term to which the change applies

Part of the code/term to which the change applies

Type of change to be made

Text before making the change

Text after making the change

Tabular/Index Entry	Note Type	Instruction	Existing Value	New Value
VOL 1:D47.1	Inclusion	Add		Myeloproliferative disease, unspecified
VOL 1:D47.9	Inclusion	Delete	Myeloproliferative disease, unspecified	
VOL 1:M07.2*	Code	Revise	Remove grey box, code is valid at four characters	
VOL 1:M08.3	Code	Revise	Remove grey box, code is valid at four characters	
VOL1:M71.5	Excludes	Revise	bursitis (of):• NOS (71.9-)	bursitis (of):• NOS (<u>M71.9-</u>)
VOL 1:O08.6	Code	Delete	Delete duplicate code and code title	
VOL 1:⊗Z06.31	Code	Revise	Remove grey box, code is valid at five characters	
VOL 1:Morphology of neoplasms	Appendix A	Add		M8271/3 Prolactinoma, malignant
VOL 1:Morphology of neoplasms	Appendix A	Add		M8271/6 Prolactinoma, malignant, metastatic
VOL 2:Adjustment:device	See Also	Revise	— see also Fitting (te), device and Admission (for), adjustment	— see also Fitting (<u>of</u>), device and Admission (for), adjustment
VOL 2:Anaemia:myelofibrosis	Morphology code	Revise	(M9960/1)	(M9975/1)
VOL 2: Carcinoma in situ	Continued note	Revise	Carcinoma — <i>continued</i>	Carcinoma <u>in situ</u> — <i>continued</i>
VOL 2:Dislocation:disc	See	Revise	— see <u>Dislocation</u> , intervertebral disc	— see <u>Displacement</u> , intervertebral disc
VOL 2:Immunodeficiency:with:increased immunoglobulin in M (IgM)	Term	Revise	- - increased immunoglobulin in M (IgM)	- - increased immunoglobulin M (IgM)
VOL 2:Impaired, impairment:glucose regulation:with:obesity	See	Revise	– see ACS 0404 Diabetes mellitus and impaired glucose regulation, obesity	– see ACS <u>0401</u> Diabetes mellitus and impaired glucose regulation, obesity
VOL 2:Sepsis:adrenal haemorrhage syndrome	Dagger Code	Revise	A39.1*	A39.1‡
VOL 2 DRUG:Vaccine:diphtheria:with tetanus:and pertussis	Term	Revise	- - - and pertussis	- - - and
VOL 2 DRUG:Vaccine:diphtheria:with tetanus:and	Codes	Delete	T50.9 X44 X64 Y14 Y58.6	
VOL 2 DRUG:Vaccine:diphtheria:with tetanus:and:haemophilus influenza type B:poliomyelitis	Term	Delete one dash	- - - - haemophilus influenza type B	- - - - haemophilus influenza type B
VOL 2 DRUG:Vaccine:diphtheria:with tetanus:and:haemophilus influenza type B:poliomyelitis	Term	Delete one dash	- - - - - poliomyelitis	- - - - - poliomyelitis
VOL 2 DRUG:Vaccine:diphtheria:with tetanus:and:haemophilus influenza type B:poliomyelitis:hepatitis B	Term	Delete one dash	- - - - - hepatitis B	- - - - - hepatitis B
VOL 2 DRUG:Vaccine:diphtheria:with tetanus:and:hepatitis B	Term	Delete one dash	- - - - - hepatitis B	- - - - hepatitis B
VOL 2 DRUG:Vaccine:diphtheria:with tetanus:and:hepatitis B:poliomyelitis	Term	Delete one dash	- - - - - poliomyelitis	- - - - - poliomyelitis
VOL 2 DRUG:Vaccine:diphtheria:with tetanus:and:	Term	Add		- - - - pertussis
VOL 2 DRUG:Vaccine:diphtheria:with tetanus:and:pertussis	Codes	Add		T50.9 X44 X64 Y14 Y58.6
VOL 2 DRUG:Vaccine:diphtheria:with tetanus:and:poliomyelitis	Term	Delete one dash	- - - - - poliomyelitis	- - - - poliomyelitis
VOL 2 DRUG:Vapour:specified source	Code	Revise	T59.9	T59. <u>g</u>

VOL 3:17	Includes	Revise	any associated reparative or reconstructive surgery that for vascular lesion	• any associated reparative or reconstructive surgery • that for vascular lesion
VOL 3:323	Excludes	Revise	that with:• removal of glomus tumour (41623-00 [312])	that with:• removal of glomus <u>lesion</u> (41623-00 [312])
VOL 3:325	Excludes	Revise	that with:• removal of glomus tumour (41623-00 [312])	that with:• removal of glomus <u>lesion</u> (41623-00 [312])
VOL 3:650	Inclusion	Delete	Insertion of combined (single chamber) pacemaker defibrillator device	
VOL 3:650	Code also when performed	Add		• insertion of automatic implantable cardioverter defibrillator (38524-00 [653])
VOL 3:651	Inclusion	Delete	Insertion of combined (dual chamber) pacemaker defibrillator device	
VOL 3:651	Code also when performed	Add		• insertion of automatic implantable cardioverter defibrillator (38524-00 [653])
VOL 3:652	Code also when performed	Add		• insertion of automatic cardioverter defibrillator (38524-00 [653])
VOL 3:652:38281-13	Inclusion	Delete	• combined (triple chamber) pacemaker defibrillator device	
VOL 3:653:38521-01	Code also when performed	Add		• insertion of pacemaker device (38281 [650], [651] and [652])
VOL 3:653:38521-02	Code also when performed	Add		• insertion of pacemaker device (38281 [650], [651] and [652])
VOL 3:653:38521-02	Excludes	Delete	that for automatic defibrillator with built in pacemaker (see block [648])	
VOL 3:653:38521-03	Code also when performed	Add		• insertion of pacemaker device (38281 [650], [651] and [652])
VOL 3:653:38521-03	Excludes	Delete	that for automatic defibrillator with built in pacemaker (see block [648])	
VOL 3:653:38524-00	Code also when performed	Add		• insertion of pacemaker device (38281 [650], [651] and [652])
VOL 3:653:38524-00	Excludes	Delete	insertion of automatic defibrillator with built in pacemaker (see blocks [651] and [652])	
VOL 3:656:38521-04	Excludes	Delete	that for automatic defibrillator with built in pacemaker (see blocks [650] to [652])	
VOL 3:656:38524-02	Excludes	Delete	that for automatic defibrillator with built in pacemaker (see blocks [650] to [652])	
VOL 3:656:38521-10	Excludes	Delete	that for automatic defibrillator with built in pacemaker (see blocks [650] to [652])	
VOL 3:656:38521-06	Excludes	Delete	that for automatic defibrillator with built in pacemaker (see blocks [650] to [652])	
VOL 3:656:38524-03	Excludes	Delete	replacement of automatic defibrillator with built in pacemaker (see block [655])	
VOL 3:656:38521-08	Excludes	Delete	that for automatic defibrillator with built in pacemaker (see block [648])	
VOL 3:656:38521-09	Excludes	Delete	that for automatic defibrillator with built in pacemaker (see block [648])	
VOL 3:656:38524-01	Excludes	Delete	that for automatic defibrillator with built in pacemaker (see block [655])	
VOL 3:1860:11912-00	Excludes	Revise	• any other simultaneous measurement (11917-00 [1860])	• any other simultaneous measurement (1191 <u>8</u> -00 [1860])
VOL 3:1860:11912-00	Excludes	Revise	• contrast micturating cystourethrography (41918-00 [1860])	• contrast micturating cystourethrography (<u>90772-00</u> [1860])

VOL 3:1860:11915-00	Excludes	Revise	• any other simultaneous measurement (11917-00 [1860])	• any other simultaneous measurement (11918-00 [1860])
VOL 3:1860:11915-00	Excludes	Revise	• contrast micturating cystourethrography (41918-00 [1860])	• contrast micturating cystourethrography (90772-00 [1860])
VOL 3:1861	Excludes	Revise	that with cystometrography (41917-00, 11918-00 [1860])	that with cystometrography (11918-00, 90772-00_ [1860])
VOL 3:1862:11900-00	Excludes	Revise	that with cystometrography (11917-00, 11918-00 [1860])	that with cystometrography (11918-00, [1860])
VOL 3:1920:96205-XX	Code	Revise	Other administration of pharmacological agent, antineoplastic agent	Other administration of pharmacological agent
VOL 4:Ablation:nerve:sympathetic, chemical	See	Revise	— see Injection , nerve, sympathetic	— see <u>Administration</u> , nerve, sympathetic
VOL 4:Block:nerve:for:pain management	See	Revise	— see Injection , nerve, by site	— see <u>Administration</u> , nerve, by site
VOL 4:Block:spinal:nerve	See	Revise	— see Injection , nerve, spinal	— see <u>Administration</u> , nerve, spinal
VOL 4:Correction:pseudoarthrosis	See Also	Revise	— see also Excision, tumour , bone, benign	— see also Excision, <u>lesion</u> , bone
VOL 4:Craniectomy:for:removal of skull tumour	Term	Revise	- - removal of skull tumour	- - removal of skull <u>lesion</u>
VOL 4:Cystometrography:with:contrast micturating cystourethrography	Code	Revise	90722-00	90772-00
VOL 4:Debulking:neurofibroma:soft tissue:affecting long bones	See	Revise	— see Excision, tumour, soft tissue, malignant , by	— see Excision, tumour, soft tissue, by <u>en bloc resection</u>
VOL 4:Destruction:nerve:by injection of neurolytic agent	See	Revise	— see Injection , nerve, by site, neurolytic agent	— see <u>Administration</u> , nerve, by site, neurolytic agent
VOL 4:Excision:cyst:bone:aneurysmal	See	Revise	— see Excision, tumour , bone, benign	— see Excision, <u>lesion</u> , bone
VOL 4:Excision:fibroma:ossifying	See	Revise	— see Excision, tumour , bone, benign	— see Excision, <u>lesion</u> , bone
VOL 4:Excision:fibrous dysplasia:bone	See	Revise	— see Excision, tumour , bone, benign	— see Excision, <u>lesion</u> , bone
VOL 4: Excision:lesion:bronchus: endoscopic: tumour, by laser	Term	Revise	- - - - tumour , by laser	- - - - by laser
VOL 4: Excision:lymph node	Continued note	Add		- lymph node — <i>continued</i>
VOL 4: Excision:lymph node: retroperitoneal:radical:with:excision of retroperitoneal neuro-endocrine tumour	Term	Revise	- - - - excision of retroperitoneal neuro-endocrine tumour	- - - - excision of retroperitoneal neuro-endocrine <u>lesion (tumour)</u>
VOL 4:Excision:pseudoarthrosis	See Also	Revise	— see also Excision, tumour , bone, benign	— see also Excision, <u>lesion</u> , bone
VOL 4:Excision:tumour:fibroma:ossifying	See	Revise	— see Excision, tumour, bone, benign	— see Excision, <u>lesion</u> , bone
VOL 4:Eyebrow lift	Main Term	Add		Eyebrow lift
VOL 4:Eyebrow lift	NEM	Add		(bilateral)
VOL 4:Eyebrow lift	Code	Add		45588-01
VOL 4:Eyebrow lift	Block	Add		[1675]
VOL 4:Eyebrow lift:unilateral	Term	Add		- unilateral
VOL 4:Eyebrow lift:unilateral	Code	Add		45587-01
VOL 4:Eyebrow lift:unilateral	Block	Add		[1675]
VOL 4:Flap:revision	Term	Add		- - free
VOL 4:Flap:revision:free	Term	Add		- - - monitor
VOL 4:Flap:revision:free:monitor	NEM	Add		(jejunal)
VOL 4:Flap:revision:free:monitor	Code	Add		90659-00
VOL 4:Flap:revision:free:monitor	Block	Add		[1686]
VOL 4:Flap:revision:free tissue	Term	Revise	- - free tissue (by liposuction) (microvascular techniques)	- - tissue (by liposuction) (microvascular techniques)
VOL 4:Flap:revision:free tissue	Term	Add one dash	- - tissue (by liposuction) (microvascular techniques)	- - - tissue (by liposuction) (microvascular techniques)
VOL 4:Flap:revision:free:tissue:complete revision	Term	Add one dash	- - - complete revision	- - - - complete revision
VOL 4:Flap:revision:free:tissue:first stage	Term	Add one dash	- - - first stage	- - - - first stage
VOL 4:Flap:revision:free:tissue:open	Term	Add one dash	- - - open	- - - - open

VOL 4:Flap:revision:free:tissue:second stage	Term	Add one dash	- - - second stage	- - - - second stage
VOL 4:Fracture:Fracture:surgical	See Also	Revise	— see also Osteoclasia	(see also Osteoclasia)
VOL 4:Implant:cardioverter, automatic generator: with built in pacemaker	Term	Delete*	- - with built in pacemaker (combined pacemaker defibrillator device)	
VOL 4:Implant:defibrillator, automatic generator: with built in pacemaker	Term	Delete*	- - with built in pacemaker (combined pacemaker defibrillator device)	
VOL 4:Implant:generator:automatic defibrillator: with built in pacemaker	Term	Delete*	- - with built in pacemaker (combined pacemaker defibrillator device)	
VOL 4:Infusion:epidural:during labour: and caesarean section	Term	Revise	- - - and caesarean section	- - - and <u>delivery procedure</u>
VOL 4:Injection:alcohol:nerve	See	Revise	— see Injection , nerve, by site, neurolytic agent	— see <u>Administration</u> , nerve, by site, neurolytic agent
VOL 4:Injection:ganglion	See	Revise	— see Injection , nerve	— see <u>Administration</u> , nerve
VOL 4:Injection:phenol:nerve	See	Revise	— see Injection , nerve, by site, neurolytic agent	— see <u>Administration</u> , nerve, by site, neurolytic agent
VOL 4:Injection:plexus:nerve	See	Revise	— see Injection , nerve	— see <u>Administration</u> , nerve
VOL 4:Injection:spinal:nerve:for sympathectomy	See	Revise	— see Injection , nerve, sympathetic	— see <u>Administration</u> , nerve, sympathetic
VOL 4:Injection:spinal:nerve:anaesthetic agent	See	Revise	— see Injection , nerve, spinal, by site	— see <u>Administration</u> , nerve, spinal, by site
VOL 4:Insertion:cardioverter, automatic generator: with built in pacemaker	Term	Delete*	- - with built in pacemaker (combined pacemaker defibrillator device)	
VOL 4:Insertion:defibrillator:generator, automatic: with built in pacemaker	Term	Delete*	- - with built in pacemaker (combined pacemaker defibrillator device)	
VOL 4:Insertion:defibrillator:lead: for combined pacemaker defibrillator device	Term	Delete*	- - for combined pacemaker defibrillator device	
VOL 4:Insertion:electrode:heart: automatic defibrillator: with built in pacemaker	Term	Delete*	- - with built in pacemaker (combined pacemaker defibrillator device)	
VOL 4:Insertion:generator: automatic defibrillator: with built in pacemaker	Term	Delete*	- - with built in pacemaker (combined pacemaker defibrillator device)	
VOL 4:Insertion:pacemaker:cardiac: permanent	NEM	Delete	- - - permanent (combined pacemaker defibrillator device)	- - - permanent
VOL 4:Measurement:urethral sphincter electromyography:with cystometry:and:other simultaneous measurement(s)	Code	Revise	11917-00	11918-00
VOL 4:Perfusion:with sympatholytic	See Also	Revise	— see also Injection , nerve, sympathetic	— see also <u>Administration</u> , nerve, sympathetic
VOL 4:Procedure:for:pseudoarthrosis	See Also	Revise	— see also Excision, tumour, bone, benign	— see also Excision, <u>lesion</u> , bone
VOL 4:Removal:AICD:with:built in pacemaker	Term	Delete*	- - - built in pacemaker (combined pacemaker defibrillator device)	
VOL 4:Removal:electrode:heart: automatic defibrillator:with:built in pacemaker	Term	Delete*	- - - - built in pacemaker (combined pacemaker defibrillator device)	
VOL 4:Removal:flap:oral mucosa, dental procedure	Block	Revise	[456]	[460]
VOL 4:Removal:generator:automatic defibrillator:with:built in pacemaker	Term	Delete*	- - - - built in pacemaker (combined pacemaker defibrillator device)	
VOL 4:Removal:ICD:with:built in pacemaker	Term	Delete*	- - - built in pacemaker (combined pacemaker defibrillator device)	
VOL 4:Removal:operculum, dental procedure	Block	Revise	[456]	[460]
VOL 4:Removal:pacemaker:permanent	NEM	Delete	- - permanent (combined pacemaker defibrillator device)	- - permanent

VOL 4:Replacement:AICD:with built in pacemaker	Term	Delete*	- - with built in pacemaker (combined pacemaker defibrillator device)	
VOL 4:Replacement:defibrillator, generator:with built in pacemaker	Term	Delete*	- - with built in pacemaker (combined pacemaker defibrillator device)	
VOL 4:Replacement:electrodes:heart: automatic defibrillator:with built in pacemaker	Term	Delete*	- - with built in pacemaker (combined pacemaker defibrillator device)	
VOL 4:Sympathectomy:chemical	See	Revise	— see Injection , nerve, sympathetic	— see <u>Administration</u> , nerve, sympathetic
VOL I 4:Ultrasound:intraoperative:for staging of intra-abdominal tumour	Term	Revise	- - for staging of intra-abdominal tumour	- - for staging of intra-abdominal <u>lesion</u>

VOLUME 5 AUSTRALIAN CODING STANDARDS

p42 Revise	<p>0031 Anaesthesia</p> <p>American Society of Anesthesiologists (ASA) Physical Status Classification</p> <p>The codes in blocks [1333] <i>Analgesia and anaesthesia during labour and caesarean section</i> <u>delivery procedure</u> [1909] <i>Conduction anaesthesia</i> and [1910] <i>Cerebral anaesthesia</i> require a two-character extension which represents the patient's ASA score.</p>
p53 Revise	<p>0044 Chemotherapy</p> <p>EXAMPLE 1:</p> <p>Diagnosis: Patient admitted for same-day chemotherapy for prostate cancer. Intravenous cyclophosphamide given, patient discharged same-day.</p> <p>Codes: Z51.1 <i>Pharmacotherapy session for neoplasm</i> C61 <i>Malignant neoplasm of prostate</i> M8010/3 <i>Carcinoma NOS</i> 96199-00 [1920] <i>Intravenous administration of pharmacological agent, antineoplastic cytotoxic agent</i></p> <p>EXAMPLE 2:</p> <p>Diagnosis: Patient previously diagnosed with metastatic bone cancer from the breast and admitted for same-day IV infusion of Aredia for hypercalcaemia.</p> <p>Codes: Z51.1 <i>Pharmacotherapy session for neoplasm</i> C79.5 <i>Secondary malignant neoplasm of bone and bone marrow</i> M8010/6 <i>Carcinoma, metastatic NOS</i> C50.- <i>Malignant neoplasm of breast</i> M8010/3 <i>Carcinoma NOS</i> E83.5 <i>Disorders of calcium metabolism</i> 96199-00 [1920] <i>Intravenous administration of pharmacological agent, antineoplastic non-cytotoxic agent</i></p>
p54 Revise	<p>EXAMPLE 4:</p> <p>Diagnosis: Patient admitted for course of chemotherapy for breast cancer over twelve days. Intravenous chemotherapy (5FU) was administered.</p> <p>Codes: C50.- <i>Malignant neoplasm of breast</i> M8010/3 <i>Carcinoma NOS</i> 96199-00 [1920] <i>Intravenous administration of pharmacological agent, antineoplastic cytotoxic agent</i></p>
p55 Revise	<p>0045 Drug delivery devices</p> <p>Maintenance of drug delivery devices</p> <p>Drug delivery devices may require maintenance such as flushing with saline or heparin solution on a regular basis to maintain patency or withdrawing samples of fluid for culture. Where this type of procedure is performed alone, assign the appropriate code; from block [1890] <i>Therapeutic interventions on cardiovascular system</i>:</p> <p>13939-01 [1890] [766] <i>Maintenance (alone) of implantable infusion device or pump</i> 13942-01 [1890] [766] <i>Maintenance (alone) of ambulatory drug delivery device</i> 92058-00 [1890] <i>Irrigation of vascular catheter</i></p>
p61 Revise	<p>0102 HIV/AIDS</p> <p>EXAMPLE 2:</p> <p>A patient with AIDS is admitted with a principal diagnosis of Kaposi sarcoma of skin, and additional diagnoses of wasting syndrome and CMV retinitis. Assign and sequence as:</p> <p>Kaposi sarcoma C46.0 <i>Kaposi sarcoma of skin</i></p>

HIV disease	B21	<i>Human immunodeficiency virus [HIV] disease resulting in malignant neoplasms</i>
CMV retinitis	B25.9	<i>Cytomegaloviral disease, unspecified</i>
	H30.9	<i>Chorioretinal inflammation, unspecified</i>
	B25.9	<i>Cytomegaloviral disease, unspecified</i>
Wasting syndrome	R64	<i>Cachexia</i>

0719 Contact lens intolerance

p132
Revise

H10.4 *Chronic conjunctivitis*
H18.2 ~~*Other corneal*~~ *Corneal oedema*

0936 Pacemakers

p149
Add

Classification

Permanent pacemakers

Code also any insertion of electrodes from blocks:

[648] *Insertion of permanent transvenous electrode for pacemaker* **or**
[649] *Insertion of epicardial or transcutaneous electrode for pacemaker*

Code also any insertion of automatic implantable cardioverter defibrillator (AICD) (ICD) (38524-00 [653])

p213
Add

1549 SEE PAGE 210

2104 Rehabilitation

p271
Revise

EXAMPLE 5: AMPUTATION

Diagnosis: Patient admitted for rehabilitation following below knee amputation as a result of type I diabetic peripheral angiopathy.

Index

p294
Revise

Bankart lesion 1353, ~~185~~ 187



Instructions

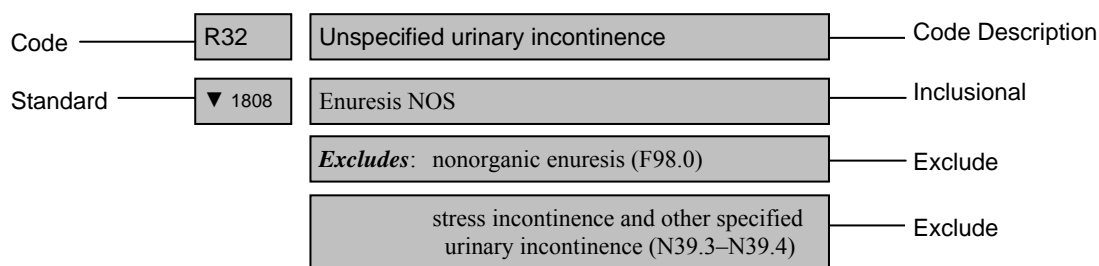
The Fourth Edition of ICD-10-AM has been produced by the National Centre for Classification in Health from a database in an effort to improve accuracy and consistency. Consequently, errata for Volumes 1–4 is produced from the same database which has resulted in the change of format shown below. Each row in the errata represents an item/change to be made and contains the following information necessary to complete the errata item.

Tabular/Index Entry The Tabular Entry (volume:block:code) or Index Entry (volume:main term:subterm) to which the errata item applies. For example:

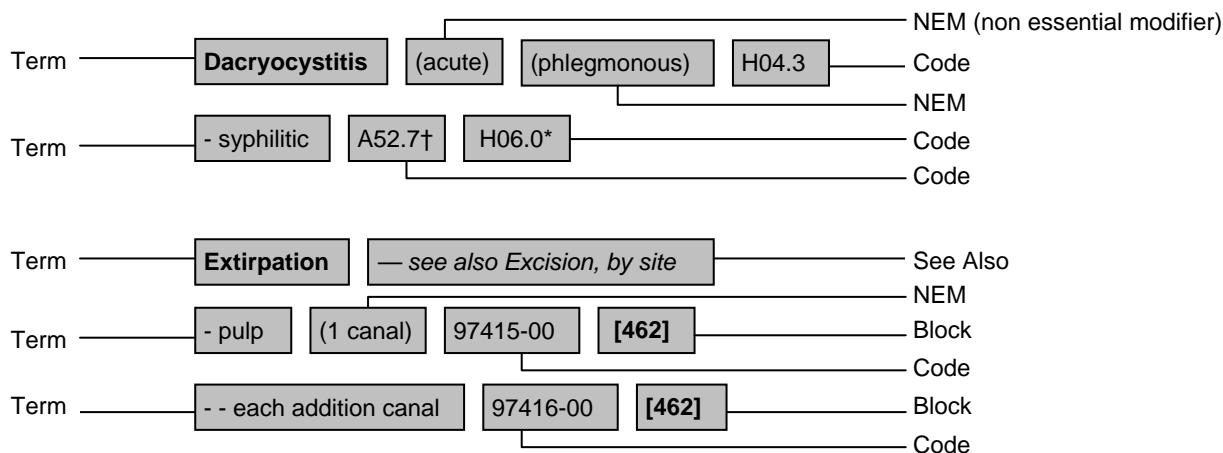
VOL1:R02	Volume 1, Code R02
VOL3:1886:34533-00	Volume 3, Block 1886, Code 34533-00
VOL4:Revision:device:urinary sphincter (artificial)	Volume 4, Revision - device - - urinary sphincter (artificial)

Note Type The part of the Tabular or Index Entry to which the errata item applies. To use this errata, it is important to think of a Tabular Entry and an Index Entry as being composed of separate elements as shown in the examples below.

Tabular Entry



Index Entry



Instruction Type of change to be made. For example:

Tabular/Index Entry	Note Type	Instruction	Existing Value	New Value
VOL2:Gangrene, gangrenous:with diabetes:and peripheral angiopathy	Term	Add		- - - and foot ulcer

indicates a term to be added at:
Gangrene
 - with diabetes
 - - and peripheral angiopathy
 - - - and foot ulcer

Tabular/Index Entry	Note Type	Instruction	Existing Value	New Value
VOL4:Revision:device:port, implantable vascular access	Term	Delete*	- - port, implantable vascular access	

indicates a term to be deleted at:
Revision
 - device
 - - port, implantable vascular access

A 'Delete' instruction followed by an asterisk () indicates that there are subterms to be deleted as a result of this deletion. In the example given above, subterms and notes to be consequently deleted are:

- - - for infusion of agents via catheter
 - - - central venous (CVC) 34530-00 [766]
 - - - spinal 39126-00 [56]
 - - - venous 34530-00 [766]

It should be assumed that if a Tabular 'Code' or an Index 'Term' is deleted, all its accompanying notes ('Code Description', 'Include', 'Exclude', 'NEM', 'Code', 'Block', 'See Also', etc) need to be deleted.

Existing Value The text of the entry before the errata change. For an 'Add' instruction, this field will be blank.

New Value The text of the entry after the errata change. For a 'Delete' instruction, this field will be blank.



Code or term to which the change applies

Part of the code/term to which the change applies

Type of change to be made

Text before making the change

Text after making the change

Tabular / Index Entry	Note Type	Instruction	Existing Value	New Value
VOL 1: B49	Code	Revise	A49	B49
VOL 1: D47	Includes	Revise	morphology codes M974, M976 with behaviour code /1 and M996–M997 with a behaviour code /3	morphology codes M974, M976 and M997 with behaviour code /1 and M996 with a behaviour code /3
VOL 1: D47.1	Inclusion	Delete	Myeloproliferative disease, unspecified	
VOL 1: D47.9	Inclusion	Add		Myeloproliferative disease, unspecified
VOL 1: D53.1	Excludes	Revise	Di Guglielmo disease (C94.0)	Di Guglielmo disease (C94.0-)
VOL 1: D64.4	Excludes	Revise	Di Guglielmo disease (C94.0)	Di Guglielmo disease (C94.0-)
VOL 1: D76	Excludes	Revise	reticuloendotheliosis or reticulosis:• leukaemic (C91.4)	reticuloendotheliosis or reticulosis:• leukaemic (C91.4-)
VOL 1: E88.0	Excludes	Revise	Waldenström's macroglobulinaemia (C88.0)	Waldenström's macroglobulinaemia (C88.0-)
VOL 1: N08.1*	Inclusion	Revise	Glomerular disorders in:• Waldenström's macroglobulinaemia (C88.0+)	Glomerular disorders in:• Waldenström's macroglobulinaemia (C88.0-+)
VOL 1: N18.9	Code	Add grey box, code is NOT VALID at four characters		
VOL 1: N41	Code	Add black box, code is NOT VALID at three characters		
VOL 2: Anaemia:myelofibrosis	Morphology code	Revise	M9975/4	M9961/3
VOL 2: Contraction(s), contracture, contracted:pelvis:with disproportion:inlet:affecting:labour or delivery	Code	Revise	O65.4	O65.2
VOL 2: Contraction(s), contracture, contracted:pelvis:with disproportion:mid-cavity:affecting:labour or delivery	Code	Revise	O65.4	O65.3
VOL 2: Contraction(s), contracture, contracted:pelvis:with disproportion:outlet:affecting:labour or delivery	Code	Revise	O65.4	O65.3
VOL 2: Delivery:caesarean:oblique presentation:affecting:labour or delivery	Code	Revise	O64.8	O64.4
VOL 2: Delivery:caesarean:tumour, pelvic organs or tissues:affecting:labour or delivery	Code	Revise	O65.8	O65.5
VOL 2: Disease, diseased:myeloproliferative	Code	Revise	D47.4	D47.9
VOL 2: Dysaesthesia:R20.8	Term (p134)	Move to between Dysadrenocortism and Dysarthria (page 133)		
VOL 2: Dysaesthesia:hysterical:F44.6	Term (p134)	Move under Dysaesthesia (page 133)		
VOL 2: Leukaemia:lymphocytic:NK-cell, large granular	Morphology code	Revise	M9831/4	M9831/3
VOL 2: Leukaemia:lymphocytic:T-cell, large granular	Morphology code	Revise	M9831/4	M9831/3
VOL 2: Lymphocytosis:large granular	Morphology code	Revise	M9831/4	M9831/3
VOL 2: Malposition	Continued note (p254)	Revise	– congenital — continued	– device — continued
VOL 2: Malrotation:kidney	Code	Revise	Q63.29	Q63.29
VOL 2: Pregnancy:complicated by:oblique lie or presentation:affecting:labour or delivery	Code	Revise	O64.8	O64.4
VOL 2: Pregnancy:management affected by:previous:caesarean section:proceeding to vaginal delivery	Code	Revise	O75.5	O75.7
VOL 3: 1862:11900-00	Excludes	Revise	that with cystometry (11918-00 [1860])	that with cystometry (11918-00, 90772-00 [1860])
VOL 3: 1920:–05 Gamma globulin	Excludes	Add		when used in the treatment of neoplasms and/or neoplasm related conditions (-00)
VOL 4: Administration:nerve:trigeminal:primary branch:neurolytic agent	Code	Revise	48290-00	39100-00
VOL 4: Excision:bone:acromion:with:internal fixation	Code	Revise	48409-00	48409-09

VOL 4: Fixation:finger, mallet	See	Revise	— see Fixation, internal, finger	— see Fixation, <u>bone</u> , internal, finger
VOL 4: Measurement:urethral sphincter electromyography:with cystometry:and:contrast micturating cystourethrography	Code	Revise	44948-00	90772-00
VOL 4: Repair:common bile duct:stricture:closed	Code	Revise	30494-00	30452-00

VOLUME 5 AUSTRALIAN CODING STANDARDS

0020 MULTIPLE/BILATERAL PROCEDURES

p36

EXAMPLES:

The following procedures would be coded as many times as performed:

- Excision of multiple skin lesions
- Bilateral upper eyelid reconstruction
- Multiple tendon repairs of one hand
- Bilateral aspiration of ~~multiple~~ ovarian cysts

0027 MULTIPLE CODING

p21
Revise

EXAMPLE 1:

Gonococcal epididymitis

Index entry: **Epididymitis**, gonococcal A54.2† N51.1*

Tabular: **A54.2†** *Gonococcal pelviperitonitis and other gonococcal genitourinary infections*

Gonococcal:

- epididymitis † (N51.1*)

N51.1*

Disorders of testis and epididymis in diseases classified elsewhere

Gonococcal:

- epididymitis (A54.2†)

EXAMPLE 3:

~~**A18.1†** *Tuberculosis of genitourinary system*~~

~~Tuberculosis of:~~

- ~~• bladder † (N33.0*)~~
- ~~• cervix † (N74.0*)~~
- ~~• kidney † (N29.1*)~~
- ~~• male genital organs † (N51. *)~~
- ~~• ureter † (N29.1*)~~

~~Tuberculous female pelvic inflammatory disease † (N74.1*)~~

A18.0† *Tuberculosis of bones and joints*

Tuberculosis of:

- hip (M01.15*)
- knee (M01.16*)
- vertebral column (M49.0-*)

Tuberculous:

- arthritis (M01.1-*)
- mastoiditis (H75.0*)
- necrosis of bone (M90.0-*)
- osteitis (M90.0-*)
- osteomyelitis (M90.0-*)
- synovitis (M68.0-*)
- tenosynovitis (M68.0-*)

1538 POSTNATAL BREASTFEEDING ATTACHMENT DIFFICULTIES

Condition	Associated terms	ICD-10-AM code
Retracted nipples	Inverted nipple(s) Inversion	O92.01 <i>Retracted nipple associated with childbirth, with mention of attachment difficulty</i>
Cracked nipples	Fissure	O92.11 <i>Cracked nipple associated with childbirth, with mention of attachment difficulty</i>
Other disorders of breast	Blistered Bruised Cracks Grazes	O92.21 <i>Other and unspecified disorders of breast associated with childbirth, with mention of attachment difficulty</i>
Infected nipples		O91.01 <i>Infection of nipple associated with childbirth, with mention of attachment difficulty</i>
Abscesses	Mammary abscess Purulent mastitis Subareolar abscess	O91.11 <i>Abscess of breast associated with childbirth, with mention of attachment difficulty</i>
Previous breast surgery	Breast implant Breast reduction Nipple transposition	O92.21 <i>Other and unspecified disorders of breast associated with childbirth, with mention of attachment difficulty</i>



Instructions

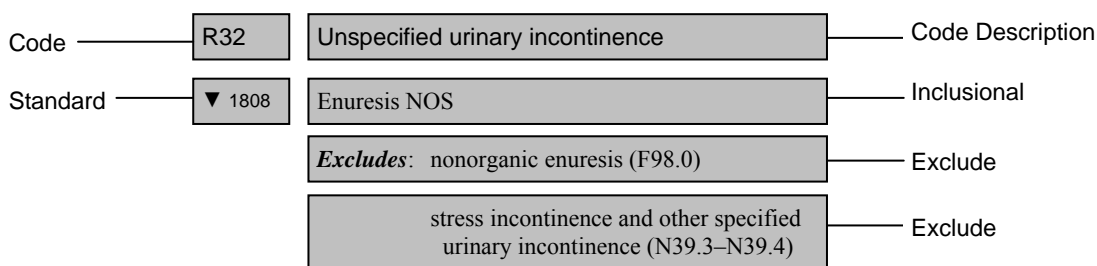
The Fourth Edition of ICD-10-AM has been produced by the National Centre for Classification in Health from a database in an effort to improve accuracy and consistency. Consequently, errata for Volumes 1–4 is produced from the same database which has resulted in the change of format shown below. Each row in the errata represents an item/change to be made and contains the following information necessary to complete the errata item.

Tabular/Index Entry The Tabular Entry (volume:block:code) or Index Entry (volume:main term:subterm) to which the errata item applies. For example:

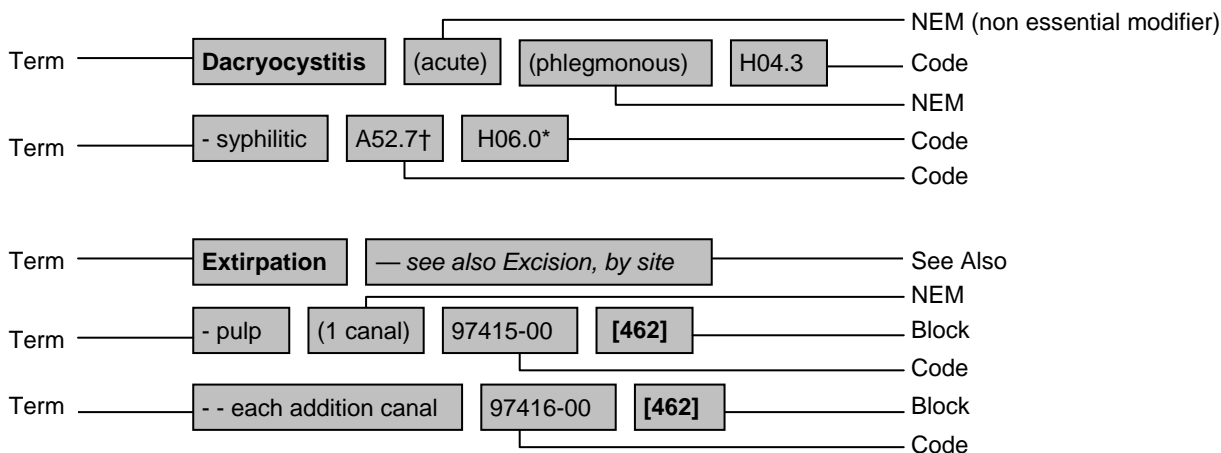
VOL1:R02	Volume 1, Code R02
VOL3:1886:34533-00	Volume 3, Block 1886, Code 34533-00
VOL4:Revision:device:urinary sphincter (artificial)	Volume 4, Revision - device - - urinary sphincter (artificial)

Note Type The part of the Tabular or Index Entry to which the errata item applies. To use this errata, it is important to think of a Tabular Entry and an Index Entry as being composed of separate elements as shown in the examples below.

Tabular Entry



Index Entry



Instruction Type of change to be made. For example:

Tabular/Index Entry	Note Type	Instruction	Existing Value	New Value
VOL2:Gangrene, gangrenous:with diabetes:and peripheral angiopathy	Term	Add		- - - and foot ulcer

indicates a term to be added at:
Gangrene
 - with diabetes
 - - and peripheral angiopathy
 - - - and foot ulcer

Tabular/Index Entry	Note Type	Instruction	Existing Value	New Value
VOL4:Revision:device:port, implantable vascular access	Term	Delete*	- - port, implantable vascular access	

indicates a term to be deleted at:
Revision
 - device
 - - port, implantable vascular access

A 'Delete' instruction followed by an asterisk () indicates that there are subterms to be deleted as a result of this deletion. In the example given above, subterms and notes to be consequently deleted are:

- - - for infusion of agents via catheter
 - - - central venous (CVC) 34530-00 [766]
 - - - spinal 39126-00 [56]
 - - - venous 34530-00 [766]

It should be assumed that if a Tabular 'Code' or an Index 'Term' is deleted, all its accompanying notes ('Code Description', 'Include', 'Exclude', 'NEM', 'Code', 'Block', 'See Also', etc) need to be deleted.

Existing Value The text of the entry before the errata change. For an 'Add' instruction, this field will be blank.

New Value The text of the entry after the errata change. For a 'Delete' instruction, this field will be blank.



Code or term to which the change applies

Part of the code/term to which the change applies

Type of change to be made

Text before making the change

Text after making the change

Tabular / Index Entry	Note Type	Instruction	Existing Value	New Value
Vol 2: Burkitt's:cell leukaemic	Term	Revise	leukaemie	leukaemia
Vol 2: Leukaemia:Burkitt	Code	Revise	C91.7-	C91.0-
Vol 2: Leukaemia:Burkitt:acute	Code	Revise	C91.7-	C91.0-
Vol 4: Cystometrography:with:contrast micturating cystourethrography	Code	Revise	90722-00	90772-00
Vol 4: Repair:inverted uterus:nonobstetrical:via:laparoscopy	Code	Revise	90325-00	90435-00
Vol 4: Repair:inverted uterus:nonobstetrical:via:laparoscopy	Block	Revise	[984]	[1271]
Vol 4: Resection:bladder:lesion:neck	Code	Revise	36845-02	36854-02
Vol 4: Suture:artery:iliac	Code	Revise	33833-02	33833-03

VOLUME 5 AUSTRALIAN CODING STANDARDS

p61
Revise

0102 HIV/AIDS

When the manifestation requires both an aetiology code (†) and a manifestation code (*), such as dementia in HIV (B22† and H22 F02.4*), assign the two codes in the order given (ie aetiology followed by manifestation).

p294
Delete

STANDARDS INDEX

B

Bacteraemia

- hospital acquired 0111

Banding

-gastric, for morbid obesity 0023

Bankart lesion 1353



Instructions

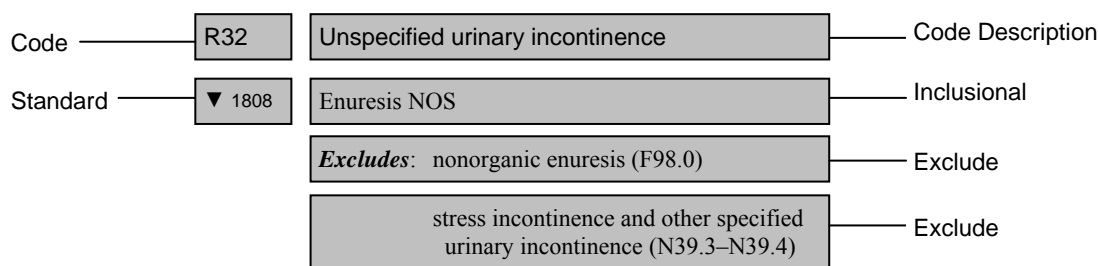
The Fourth Edition of ICD-10-AM has been produced by the National Centre for Classification in Health from a database in an effort to improve accuracy and consistency. Consequently, errata for Volumes 1–4 is produced from the same database which has resulted in the change of format shown below. Each row in the errata represents an item/change to be made and contains the following information necessary to complete the errata item.

Tabular/Index Entry The Tabular Entry (volume:block:code) or Index Entry (volume:main term:subterm) to which the errata item applies. For example:

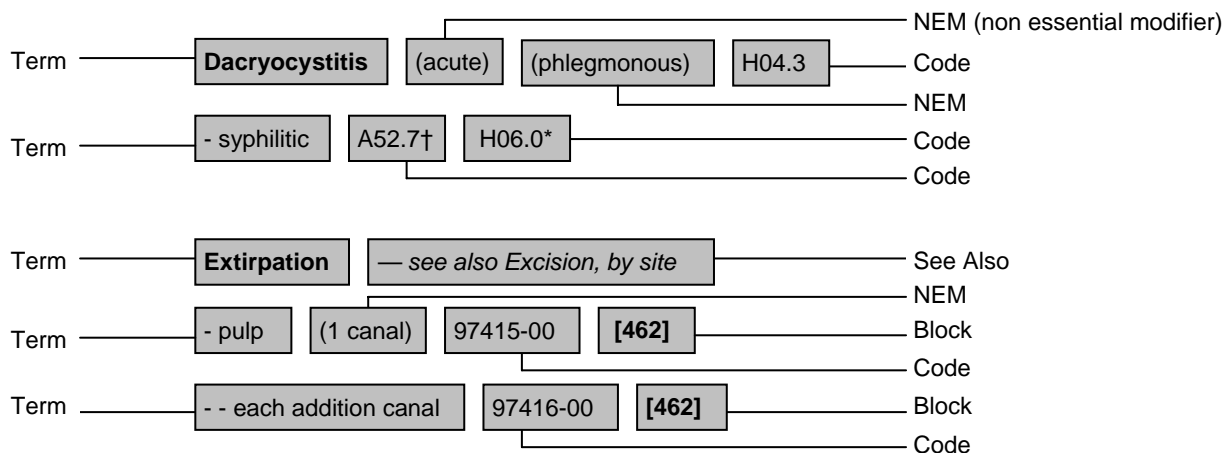
VOL1:R02	Volume 1, Code R02
VOL3:1886:34533-00	Volume 3, Block 1886, Code 34533-00
VOL4:Revision:device:urinary sphincter (artificial)	Volume 4, Revision - device -- urinary sphincter (artificial)

Note Type The part of the Tabular or Index Entry to which the errata item applies. To use this errata, it is important to think of a Tabular Entry and an Index Entry as being composed of separate elements as shown in the examples below.

Tabular Entry



Index Entry



Instruction Type of change to be made. For example:

Tabular/Index Entry	Note Type	Instruction	Existing Value	New Value
VOL2:Gangrene, gangrenous:with diabetes:and peripheral angiopathy	Term	Add		- - - and foot ulcer

indicates a term to be added at:
Gangrene
 - with diabetes
 - - and peripheral angiopathy
 - - - and foot ulcer

Tabular/Index Entry	Note Type	Instruction	Existing Value	New Value
VOL4:Revision:device:port, implantable vascular access	Term	Delete*	- - port, implantable vascular access	

indicates a term to be deleted at:
Revision
 - device
 - - port, implantable vascular access

A 'Delete' instruction followed by an asterisk () indicates that there are subterms to be deleted as a result of this deletion. In the example given above, subterms and notes to be consequently deleted are:

- - - for infusion of agents via catheter
 - - - central venous (CVC) 34530-00 [766]
 - - - spinal 39126-00 [56]
 - - - venous 34530-00 [766]

It should be assumed that if a Tabular 'Code' or an Index 'Term' is deleted, all its accompanying notes ('Code Description', 'Include', 'Exclude', 'NEM', 'Code', 'Block', 'See Also', etc) need to be deleted.

Existing Value The text of the entry before the errata change. For an 'Add' instruction, this field will be blank.

New Value The text of the entry after the errata change. For a 'Delete' instruction, this field will be blank.



Code or term to which the change applies

Part of the code/term to which the change applies

Type of change to be made

Text before making the change

Text after making the change

Tabular / Index Entry	Note Type	Instruction	Existing Value	New Value
VOL 1: S01.0	Inclusion	Delete	Eyebrow	
VOL 1: S01.1	Inclusion	Add		<u>Eyebrow</u>
VOL 2: Neuropathy, neuropathic:with:diabetes	NEM	Delete	(polyneuropathy)	
VOL 2: Neuropathy, neuropathic:with:diabetes	Code	Revise	E1-.42	<u>E1-.40</u>
VOL 2: Neuropathy, neuropathic:with:diabetes	Term	Add		- - - polyneuropathy
VOL 2: Neuropathy, neuropathic:with:diabetes:polyneuropathy	Code	Add		<u>E1-.42</u>
VOL 2: Wound, open:brow	Code	Revise	S01.0	<u>S01.1</u>
VOL 2: Wound, open:eyebrow	Code	Revise	S01.0	<u>S01.1</u>
VOL 4: Destruction:tumour:bladder:<= 2 cm diameter	Code	Revise	36839-04	<u>36839-00</u>
VOL 4: Destruction:tumour:bladder:<= 2 cm diameter	Block	Revise	[1400]	<u>[1097]</u>
VOL 4: Dilation:common bile duct:endoscopic	Code	Revise	30494-00	<u>30452-00</u>
VOL 4: Dilation:stricture:common bile duct:endoscopic	Code	Revise	30494-00	<u>30452-00</u>
VOL 4: Repair:duct:common bile:stricture:closed	Code	Revise	30494-00	<u>30452-00</u>

VOLUME 5 AUSTRALIAN CODING STANDARDS

0401 DIABETES MELLITUS AND IMPAIRED GLUCOSE REGULATION

p101
revise

Diabetes with multiple microvascular complications

CLASSIFICATION

E1-.71 **Diabetes mellitus with multiple microvascular complications* should be assigned when the patient has **conditions classifiable to two or more of the following five categories:**

1. Renal complications (E1-.2-)
2. Ophthalmic complications (E1-.31–E1-.35, E1-.39)
3. Neurological complications (E1-.41–~~E1-.43~~, ~~E1-.49~~ -)
4. Diabetic ischaemic cardiomyopathy (E1-.53)
5. One of the following skin or subcutaneous tissue complications (E1-.62):
 - diabetic:
 - bullae (bullosis diabeticorum)
 - dermopathy (shin spots)
 - erythema
 - rubeosis
 - necrobiosis lipoidica diabeticorum [NLD]
 - periungual telangiectasia(e)

Assign E1-.71 as the principal diagnosis only when no one microvascular complication meets the definition of principal diagnosis.

Additional codes for the specific microvascular complications should also be assigned.